

OVERVIEW: MAY SEES CONTINUED GROWTH IN MALWARE

May 2006 saw a continued increase in the level of Web-based malware, with a 20 percent increase in Web viruses during the month and a 9 percent increase in spyware for the same time period. Nearly 13 percent of all web viruses blocked by ScanSafe were detected by Outbreak Intelligence™, the company's proprietary heuristics technology. This trend reinforces the need for real-time scanning that can detect and block zero-hour threats—threats that appear before an anti-virus signature is made available.

WEB VIRUS SCANNING

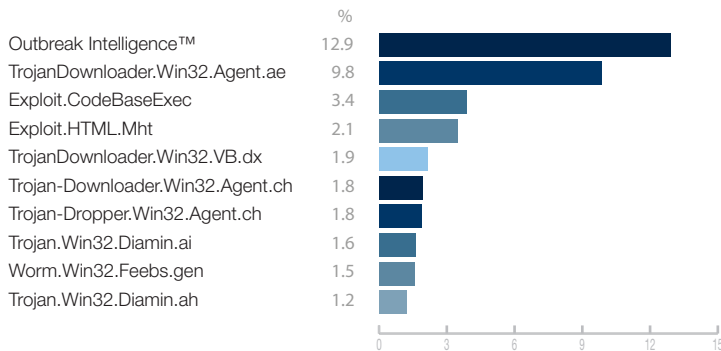
Key Data

Web Viruses	↑ 20.1% increase over April 2006
% stopped by Outbreak Intelligence™	12.9%
Unique Viruses Stopped	315
New Unique Stopped	91

Key Trends

ScanSafe stopped 315 unique viruses in May, up 20 percent from April. 28 percent of blocked viruses, were new and three of the new viruses were so pervasive they are included in the list of the top ten viruses blocked in May. Nearly 13 percent of Web viruses blocked in May were as a result of ScanSafe's Outbreak Intelligence™ heuristics technology. Monday, May 22nd saw the highest single day of blocked web viruses and accounted for 8 percent of all Web viruses blocked during the month.

Top 10 Web Viruses Blocked



Percentage of Web Virus Blocks By Day



SPYWARE SCREENING

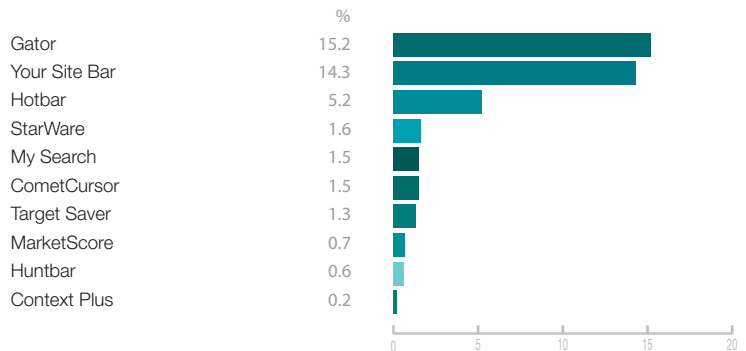
Key Data

Spyware	↑ 9.2% increase over April 2006
Adware/BHOs	41.2%
Trackers	31.2%
Spyware Calling Home	21.7%
Drive By Install Attempts	5.7%

Key Trends

ScanSafe reported a 9 percent increase in blocked spyware, largely as the result of an increase in the volume of attacks. 71 percent of ScanSafe customers were protected from Browser Helper Objects (BHOs)—unwanted browser plug-ins that can track users' online activity. This represents a 41.2 percent increase over April.

Top 10 Spyware Programs Blocked



Percentage of Spyware Blocks By Day

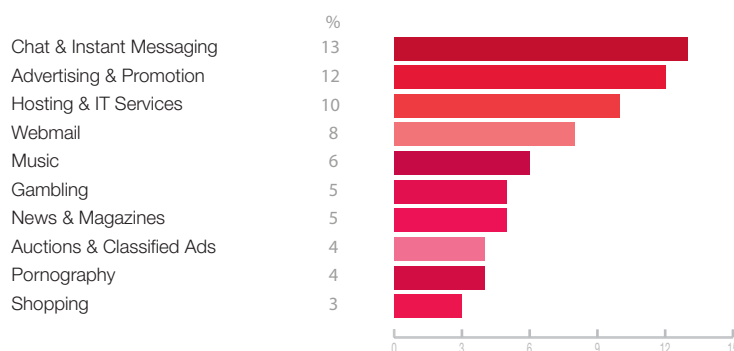


WEB FILTERING

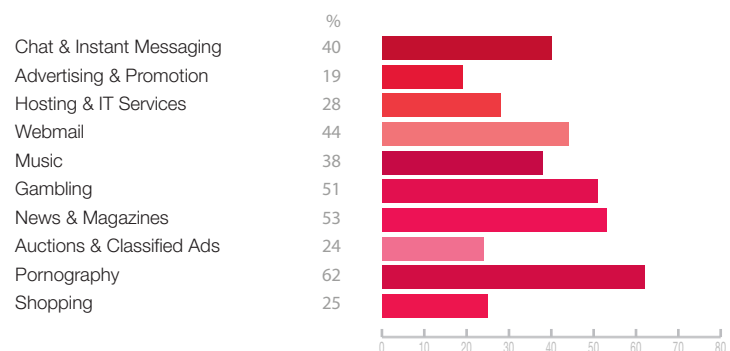
Key Trends

Chat & Instant Messaging retain the top spot as the most commonly blocked web content by our customers. Blocks to Gambling sites showed a marked increase last month.

Blocks By Category



Percentage of Companies with Non-Compliant Users



NOTE TO READERS

■ Spyware Statistics

ScanSafe's Spyware Screening Service is designed to help businesses maximise productivity by blocking a range of potentially unwanted programs that some users might consider unwanted. ScanSafe recognises that there may be legitimate uses of these applications in environments where an authorized administrator has knowingly installed this application.

■ Disclaimer

The statistics contained in this report are based on data generated by ScanSafe from analysis of over five billion individual web requests each month from 20+ different countries. While ScanSafe believes that this is a reasonably representative statistical sample, and conforms to reasonable validity testing, Internet content and usage will inevitably change over time and ScanSafe accepts no liability in respect to the accuracy or completeness of the statistics.

ScanSafe seeks to encourage and facilitate the safe and productive use of the Internet through the use of its Web Security solutions. However, nothing in this report is intended as a criticism of any specific website, and Internet users should form their own view as to the risks involved in visiting specific websites.

■ Contact ScanSafe

ScanSafe EMEA

The Connection, 198 High Holborn
London, WC1V 7BD

T: +44 (0) 20 7959 0630
F: +44 (0) 20 7959 0631
E: info@scansafe.com

ScanSafe US

1900 S. Norfolk, Suite 350
San Mateo, CA 94403

T: +1 (0) 650 577 2355
F: +1 (0) 650 577 2356
E: info@scansafe.com